



# Welcome to our Facility in Chioggia

## User Manual – Department of Biology, University of Padova



## Facility Overview






The Chioggia Facility is a structure belonging to the Department of Biology of the University of Padova, specifically dedicated to studies and research in **Marine Biology**.

- **Facility location:** Umberto D'Ancona Hydrobiological Station.
- **Address:** Isola di San Domenico 3, 30015 Chioggia (VE).
- **Brief history:** Established in 1940, it was granted to the University of Padua in 1942, thanks to the work of prof. Umberto D'Ancona. The Station is an operational base for studies on the Venice Lagoon, on the North Adriatic in general, on the biology and ecology of local fish stocks, and on the farming of fish species of commercial interest. In 2011 it was officially named after prof. D'Ancona, one of the most brilliant naturalists in the 20th century.
- **Present structure:** It consists of two buildings: a larger one (450 square meters) used for research, and a smaller one (120 square meters), used as a guesthouse for guests and students. It also includes a warehouse of about 120 square meters.
- **Degree course location:** The degree course in Marine Biology is located in Palazzo Grassi, Calle Grassi e Naccari 1060, 30015 Chioggia (VE).

---

## Our Services

The Chioggia Facility, located at the Umberto D'Ancona Hydrobiological Station, offers to students, researchers and to both internal and external users of the Padova University, the following services:

- **Guest house** 
- **Boats suitable both for the Lagoon and the open sea** 
- **Research laboratories** 
- **Equipment and professional assistance for underwater activities** 
- **Car** 



## Guest house – Hospitality in Chioggia

The guesthouse can accommodate a total of **10 guests**.

- **Rooms:** 3 in total (2 bedrooms with 2 bunk beds each, 1 bedroom with 2 single beds).
- **Services:** Bathroom with shower, fully equipped kitchen, and a spacious dining room with balcony.
- **Guidelines & Reservations:** Use this [link](#) to view the complete regulation for the guesthouse, and how to book a place.



## Our boats

We provide 4 different boats, suitable for different needs:

Name	Capacity (People)	Length	Engine	Limit of navigation	Ideal Use
D'Ancona	7	5,80 m	Outboard 100 hp	Within 3 miles off the coast	Expeditions within the Lagoon
Teo	8	5,60 m	Outboard 40 hp	Within 3 miles off the coast	Expeditions within the Lagoon
Vimine	7	6,98 m	Outboard 40 hp	Inland waters	Expeditions near the mooring yard (Beraldo, Cà Noghera)
Marconato	8	8,40 m	2 Inboard 160 HP each	Within 12 miles off the coast	Expeditions to the open sea and scuba diving expeditions

**Guidelines, Rates & Reservations:** Visit the [regulations](#) for details on the rules of use of the different boats, how to book one, and the related rates.

**Laboratories and Instrumentation**

The available equipment is divided into 3 groups, depending on the booking and payment methods.

Group	Illustrative instrumentation
<b>Group A</b>	CHNS/O Analyser "FlashSmart", laser Granulometer "LS 13320XR", Coulter counter "Multisizer 4e", diving Fluorometer "DIVING-PAM-II".
<b>Group B</b>	Thermostatic growth chamber "FTF-220" , Stoves and incubators (e.g. "TCN 50", Binder FD series, "ICN 120") , Aquariums.
<b>Group C</b>	Freeze dryer "LYOQUEST-55" , Spectrophotometer "UV-1900i" (Shimadzu) , Optical microscopes and stereo microscopes with or without analysis software "LAS X".

**Guidelines & Reservations:** Visit the [regulations](#) for details on the rules of use of instruments and laboratories and how to book them.

**Rates:** See the [pricing](#) for the relevant usage fees.

**Equipment and Professional assistance for underwater activities**

The Facility provides the following diving equipment for users who need to perform scientific dives in order to collect samples and/or data:

Number	Type of equipment
<b>1</b>	electric compressor for cylinders refilling Coltri Ergo Efficient 235 ET, 235 l/min with double charging hose
<b>1</b>	electric compressor for cylinders refilling AeroSub Professional 6000, 90 l/min with single charging hose

Number	Type of equipment
3	15 litre steel cylinders with double taps
5	10 litre steel cylinders with double taps
2	5 liter medical oxygen cylinders for the treatment of diving emergencies, each one with on demand oxygen delivery system, flowmeter, continuous flow delivery system and non-rebreather mask
5	pairs of complete regulators with double first stage, DIN connection, 1.5 mt emergency second stage connection hose, and pressure gauge
1	7 mm semi-dry suit, size S
15	5 mm wetsuits of various types and sizes
4	2 mm wetsuits, various sizes
2	diving computers Suunto Zoop Novo
	3mm gloves
	scubadiving boots
	freediving socks
	scubadiving fins with straps, various sizes
	masks
	snorkels
	weight belts, various sizes

Number	Type of equipment
	weights in pieces of various sizes
2	battery-powered diving torches
2	self-inflating life jackets for surface assistant
2	diver marker buoys with 8-meter floating rope
4	underwater shakers
4	reels with 40 mts line
4	underwater line cutter with various fastening systems
4	underwater compasses
3	surface whistles
3	underwater whiteboards with pencil

**Guidelines & Reservations:** visit the [regulations](#) for details on the rules of use of diving equipment and how to book.

**Rates:** See the [pricing](#) for the relevant usage fees of diving equipment and professional diving assistance.

**Operating Instructions:** to view all the detailed procedures that regulate diving activities at the Chioggia Facility, please consult the Operating instructions for scuba diving activities of the Department of Biology, available here: [Operating Instructions](#).

## Car

The Facility makes available for its users a 5-seats Citroen Berlingo car, petrol-powered, equipped with a towbar with a maximum total towing capacity of 1000Kg (trailer + boat), total capacity (people + rear luggage and roof)) 600 kg, maximum roof capacity 75Kg.

- **Where:** the car is located in Palazzo Grassi, Calle Grassi Naccari 1060, 30015 Chioggia (VE).
- **When:** the car is available from Monday to Friday from 8.30 am to 7.30 pm. If someone needs to use the vehicle at different times or on weekends/festive days, this must be communicated at the time of booking, in order to organize the delivery and return of car's documents and keys.
- **Guidelines & Reservations:** at this [link](#), you will find the rules of use of the car and how to book it.
- **Rates:** See the [pricing](#) for car's usage fees.



## Safety and Operating Rules

### Mandatory safety rules

1. **High-risk training:** Each user must have completed the **12-hour online course** for high-risk activities.

**Training Link:** You can find all the information and how to access the mandatory safety courses here: <https://www.unipd.it/corsi-formazione-sicurezza>.

2. **Paperwork:** you can look at all departmental guidelines on correct workspace management (including operating instructions for specific hazards) at these links.

**Guidelines Link:** <https://www.unipd.it/linee-guida-sicurezza>.

**Specific Hazards Link:** <http://www.unipd.it/attivita-rischio-specifico>.

## Risk File: a key step

All users must have their **Risk File completed and signed** by their supervisor, and send it to the Department Direction.

**Purpose:** The Risk File collects information about all the living spaces and the activities carried out by each user while working in the Chioggia Facility, with the related risks.

**Fitness to work:** The completed File is sent by the Direction to the Preventive Medicine Service office, which will call each user for the relevant medical checks. Medical checks are necessary for the issue of **Fitness to work** approval to the worker. **Without this judgment of suitability of the worker to perform its duties, it is not possible for the guest to attend the spaces of the Hydrobiological Station, nor to practice any activity.**

**Submitting:** Once completed and signed by the Supervisor, please send the Risk File to: [direzione.biologia@unipd.it](mailto:direzione.biologia@unipd.it).

**Note for all activities in the water (boat trips/scuba diving activities):** In the case of boat trips and/or scuba diving activities, in the Risk File please tick "Other" and write next to it "Sea and lagoon" in "The living spaces include" section and "Boat trips" and/or "Scuba diving activities" in "Type of risk" section. Furthermore, please remember to forward to [stazione.idrobiologica@unipd.it](mailto:stazione.idrobiologica@unipd.it) your training statement regarding on-field work, signed by your supervisor.

## Mandatory Insurance

In order to access the Chioggia Facility it's compulsory to be covered by insurance policy. If you are not already covered by the University's insurance you can get an equivalent one at this link: <https://unipd.pagoatenei.cineca.it/frontoffice/modellopagamento?id%20=110&lang=en%20>.

## Rules for Laboratory Waste

Waste management in the laboratory is a complex matter, and if it's not managed correctly, it can have serious consequences for people and the environment.

**Contact the Technicians:** If you have any doubts about the delivery of waste, contact the technicians in charge.

**Useful contacts:** Cristina Breggion or Andrea Sambo, Technicians Office, 1st floor Hydrobiological Station.

---



## General Rules of Conduct

To ensure a safe and serene work environment for everyone, users are required to follow these rules:

### Absolute prohibitions:

- Smoking is prohibited everywhere both in the Station and in the Guesthouse (both inside and outside).
- Do not eat or drink in laboratories.
- Do not store food in the refrigerators/cells dedicated to chemical or biological substances.

### Order and cleanliness:

- Keep laboratories floors clutter-free and dry.
- Clean and tidy up counters and tools after use, putting all items back in place.
- Properly wash glassware and plastic material.
- Sterilize surfaces that have come into contact with biological material.

**Labeling:** Always label samples, tubes, glassware and stored material (indicating name of the research group, date, name/concentration of the solution). **Do not leave any material unidentified.**

### Use of shared instrumentation:

- Fill in and sign the usage log every time.
- Ask permission before moving tools and always store them in the place they belong to after use.



- Don't monopolize the shared equipment, and always book it as far in advance as possible.
- Be on time; If you are late, please move or cancel your reservation in advance.

#### Errors and malfunctions:

- Don't hide your mistakes.
- If you spill substances, break or damage instrumentation, or notice any malfunction, **notify the Technical manager for the laboratories immediately**.
- Report incidents of any kind.

**Station Closure:** If you are the last person to leave the Station, make sure that all doors (including the one leading to the pier, and the one to the warehouse under the guesthouse) and windows are closed, the blinds are down, all lights are off, and the instrumentation turned off. **Set the alarm.**



## Useful Contacts

### Staff

Role	Name	Direct Contact (Office)	Email	Telephone
Scientific Coordinator	Prof. Laura Airoidi	Prof. Airoidi Office, 3rd floor Palazzo Grassi	laura.airoidi@unipd.it	049 8278902
Laboratories Technical Manager	Dr. Mattia Panin	Technical Office, 1st floor Hydrobiological Station	mattia.panin@unipd.it	049 8278921 - 8920
Boats Technical Manager	Dr. Cristina Breggion	Technical Office, 1st floor	cristina.breggion@unipd.it	049 8278920 –

Role	Name	Direct Contact (Office)	Email	Telephone
		Hydrobiological Station		041 400051
<b>Diving Activities Technical Manager</b>	Dr. Vittoria Correale	Technical Office, 1st floor Hydrobiological Station	vittoria.correale@unipd.it	049 8278920 – 041 400051
<b>Car Manager/Secretariat</b>	Secretariat of Palazzo Grassi	Secretariat, ground floor Palazzo Grassi	palazzograssi.chioggia@unipd.it	049 8278910 – 041 5501272

### Emergency Numbers (life-saving)

Service	Number
<b>General Emergencies</b>	118 (Medical), 112 (Carabinieri), 115 (Fire Brigade)
<b>Hospital Emergency Department</b>	118 - 041 5534300 (Chioggia Hospital)
<b>Coast Guard</b>	1530 - 041 5508211 (Chioggia)
<b>Hyperbaric Chamber</b>	041 5381182



### When you arrive in Chioggia

**Workstations:** Workstations are available at Palazzo Grassi (Calle Grassi e Naccari 1060) open from 8:00 am to 8:00 pm. To request one, please contact the Secretariat of Palazzo Grassi.

**Parking:** The departmental parking space located at Palazzo Grassi is reserved for permanent staff, people with disabilities, or for everyone only for material loading or unloading operations.

**Public options nearby:**

- Park Union (payable): <https://share.google/uA9lcvd1ZvXHmz0Gp>
- Park Giove (payable): <https://www.parcheggiogiove.it/>
- Punta Poli parking (free): <https://share.google/AY4MCSMBIZQNXUgLw>

**Limited Traffic Zone (ZTL):** From 11:00 onwards the Riva Canal Vena (which leads to Palazzo Grassi and the Station) becomes a ZTL. If you need to drive after 11:00 AM, you can apply for a daily permit.

**How to request the permit:** Contact the Palazzo Grassi Secretariat (palazzograssi.chioggia@unipd.it, 049 8278910 – 041 5501272) at least **24 hours in advance**, providing the car license plate number and the reason for the request.